



WOODBINE™

2014 Welfare and Safety of the Racehorse Summit
July 8, 2014



Woodbine views S&I Accreditation as a fundamental operating requirement

Safety, Integrity and pursuit of the very best for horseracing is S.O.P at Woodbine.

Visible Board and Executive support for this objective sets foundation for an actual culture of safety and integrity throughout the ranks of the company and our horsemen.

Result:

“In its review, Woodbine exceeded established benchmarks in the vast majority of areas. The highest ‘Best Practice’ grading was awarded in 27 areas, which places Woodbine among the leading North American racetracks in commitment to safety and integrity ”





NEWS VIDEO **RACING** BETTING HORSEPEOPLE DINING & GROUPS SLOTS VISIT
Thoroughbred Standardbred Entries/Changes Results Schedules Trakus Charts Statistics & Bios Watch Races

Equine Injury Summary

Track: **WO** Dates: **Apr 12, 2014** to **Jun 28, 2014** Breed: **All Breeds** Surface(s): **All Surfaces** Course(s): **All Courses** 72 Hour: **No**



Month & Year	Day	1	2	3	4	5	6	7	8	9	10	11	12	13	14	15	16	17	18	19	20	21	22	23	24	25	26	27	28	29	30	31	Grand Total
Report	Days	1	1	1	2	1	1	1	1	1	2	1	2	1	1	1	1	3	2	2	1	1	1	1	3	1	2	2	1	1	40		
Totals	Starts	82	64	79	135	65	97	95	70	78	143	81	138	78	89	72	75	183	166	135	87	82	67	85	234	74	147	148	67	82	2,998		
	Reports	1	1	1	1	1	1	2	1	3	1	1	1	1	1	1	3	1	1	1	1	1	1	1	3	1	1	1	1	25			
	Fatalities			1							1								1	3	1					1				3			

Report Summary Items

Average # of Starts Per Day: 2998 Starts / 40 Days = 74.95
 Average # of Reports Per Day: 25 Injury Reports / 40 Days = 0.63
 Average # of Fatalities Per Day: 3 Fatalities / 40 Days = 0.08
 Average # of Fatalities Per 1000 Starts: 3 Fatalities / 2998 Starts = 1.00

EID tracks every movement of the horse ambulance, both a.m. and p.m.

Maximized reach of Official Veterinarian to follow up on van-offs, scratches and other pre/post-race observations gleaned from both racing AND training.

Future Goal – industry full reporting of non-racing injuries



Categorized Vet List



Ontario
Racing
Commission

Commission
des courses
de l'Ontario

Commission Veterinarian's List

Wednesday, 25 June 2014

Horse Name	Tattoo	Date On	Track On	Date Off	Requirement	
					Vet Exam	Work
Elmo Shrugs	N21601	22 Jun 2014	Woodbine	29 Jun 2014		
Essence of Audre	O12995	13 Jun 2014	Woodbine		X	
Executive Shopper	M29047	13 Jun 2014	Woodbine		X	X

Stall Office

The Stall office tracks every horse in/out of Woodbine Stable Gate



APPLICATION FOR IN SLIPS

Please fill out and leave with Race Office for approval.

TRAINER: _____ DATE: _____
 PHONE NUMBER: _____ DATE OF ARRIVAL: _____

HORSE'S NAME (NO NICKNAMES)	OWNER	AGE	COLOUR	SEX	FOR OFFICE USE ONLY			
					AA FORMS YES	PAPERS YES	C. TEST YES	AUTHORIZED
1.					<input type="checkbox"/>	<input type="checkbox"/>	<input type="checkbox"/>	
2.					<input type="checkbox"/>	<input type="checkbox"/>	<input type="checkbox"/>	
3.					<input type="checkbox"/>	<input type="checkbox"/>	<input type="checkbox"/>	
4.					<input type="checkbox"/>	<input type="checkbox"/>	<input type="checkbox"/>	
5.					<input type="checkbox"/>	<input type="checkbox"/>	<input type="checkbox"/>	
6.					<input type="checkbox"/>	<input type="checkbox"/>	<input type="checkbox"/>	
7.					<input type="checkbox"/>	<input type="checkbox"/>	<input type="checkbox"/>	
8.					<input type="checkbox"/>	<input type="checkbox"/>	<input type="checkbox"/>	
9.					<input type="checkbox"/>	<input type="checkbox"/>	<input type="checkbox"/>	
10.					<input type="checkbox"/>	<input type="checkbox"/>	<input type="checkbox"/>	
11.					<input type="checkbox"/>	<input type="checkbox"/>	<input type="checkbox"/>	
12.					<input type="checkbox"/>	<input type="checkbox"/>	<input type="checkbox"/>	

NOTE: HORSES MUST BE ON STALL APPLICATION TO BE ELIGIBLE FOR AN IN-SLIP

Trainer's Signature: _____ Racing Secretary: _____



APPLICATION FOR OUT SLIPS

Please fill out and leave with Race Office for approval.

TRAINER: _____ DATE: _____
 PHONE NUMBER: _____

HORSE'S NAME (NO NICKNAMES)	SIRE/DAM	OWNER	AGE	COL	SEX	FOR OFFICE USE ONLY			
						AA FORMS YES	PAPERS YES	C. TEST YES	AUTHORIZED
1.						<input type="checkbox"/>	<input type="checkbox"/>	<input type="checkbox"/>	
2.						<input type="checkbox"/>	<input type="checkbox"/>	<input type="checkbox"/>	
3.						<input type="checkbox"/>	<input type="checkbox"/>	<input type="checkbox"/>	
4.						<input type="checkbox"/>	<input type="checkbox"/>	<input type="checkbox"/>	
5.						<input type="checkbox"/>	<input type="checkbox"/>	<input type="checkbox"/>	
6.						<input type="checkbox"/>	<input type="checkbox"/>	<input type="checkbox"/>	
7.						<input type="checkbox"/>	<input type="checkbox"/>	<input type="checkbox"/>	
8.						<input type="checkbox"/>	<input type="checkbox"/>	<input type="checkbox"/>	
9.						<input type="checkbox"/>	<input type="checkbox"/>	<input type="checkbox"/>	
10.						<input type="checkbox"/>	<input type="checkbox"/>	<input type="checkbox"/>	
11.						<input type="checkbox"/>	<input type="checkbox"/>	<input type="checkbox"/>	
12.						<input type="checkbox"/>	<input type="checkbox"/>	<input type="checkbox"/>	

NOTE: HORSES MUST BE ON STALL APPLICATION TO BE ELIGIBLE FOR AN IN-SLIP

Trainer's Signature: _____ Racing Secretary: _____

Collaborative effort with Stable Security team and cooperative horsemen



Stall Office

Horses on Grounds report is a fantastic Race Office resource

- added race hustle opportunities
- accountability for use of stalls

But much more important –

Trackability for events of Infectious Disease outbreak or other calamity

Stall Office

- Isolation Stalls
 - Allow immediate and voluntary removal of symptomatic horse from shedrow
 - Limits exposure to other horses,
 - Minimizes cross contact of stable staff
 - Played key role in June, 2013 EHV scare at Woodbine

Helmets and Safety Vests



Every asst. starter and valet wears helmet and vest.

Buy-in slow at first. But fully adopted due to specific experiences.

What is best helmet for the application?



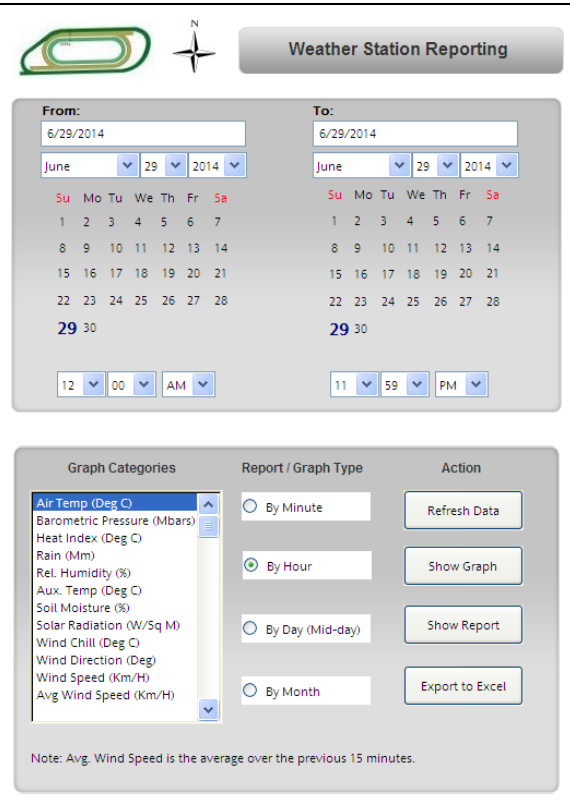
Starting Gate



Weather Data

State of the art weather station installed at head of stretch, jockey height.

Historical Data On-Demand



Weather Station Reporting

From: 6/29/2014 To: 6/29/2014

June 29 2014

Su Mo Tu We Th Fr Sa

1 2 3 4 5 6 7

8 9 10 11 12 13 14

15 16 17 18 19 20 21

22 23 24 25 26 27 28

29 30

12 00 AM 11 59 PM

Graph Categories

- Air Temp (Deg C)
- Barometric Pressure (Mbars)
- Heat Index (Deg C)
- Rain (Mm)
- Rel. Humidity (%)
- Aux. Temp (Deg C)
- Soil Moisture (%)
- Solar Radiation (W/Sq M)
- Wind Chill (Deg C)
- Wind Direction (Deg)
- Wind Speed (Km/H)
- Avg Wind Speed (Km/H)

Report / Graph Type

By Minute

By Hour

By Day (Mid-day)

By Month

Action

Refresh Data

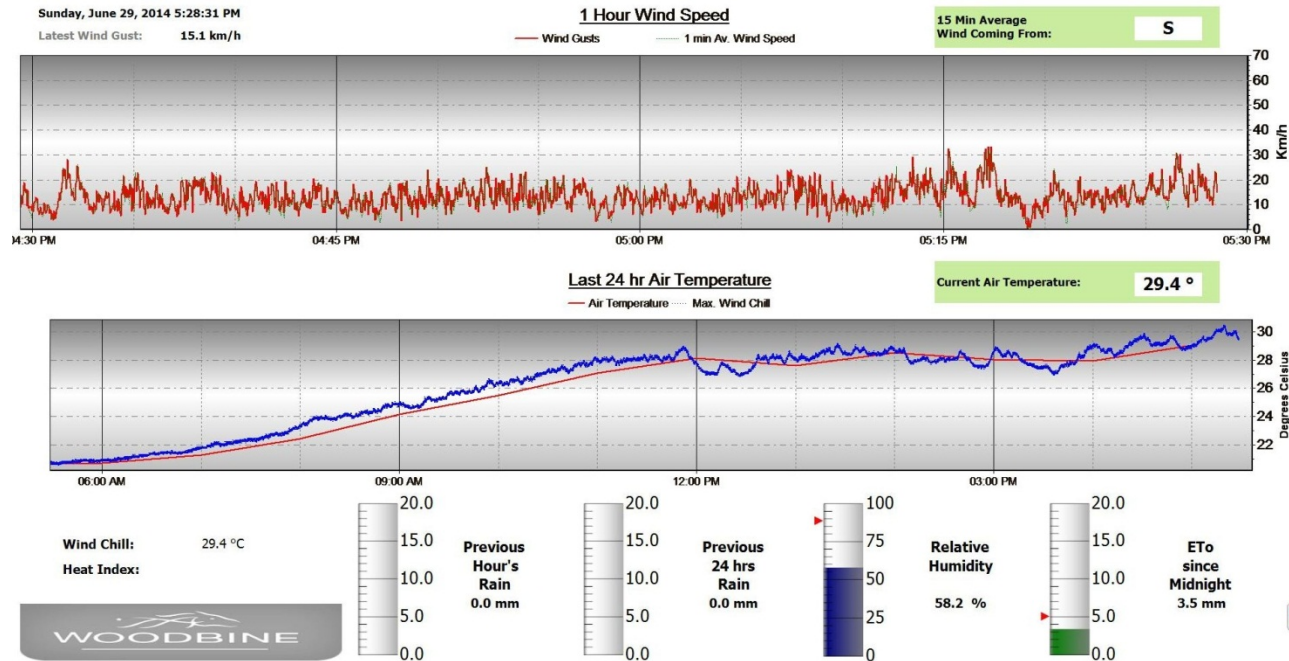
Show Graph

Show Report

Export to Excel

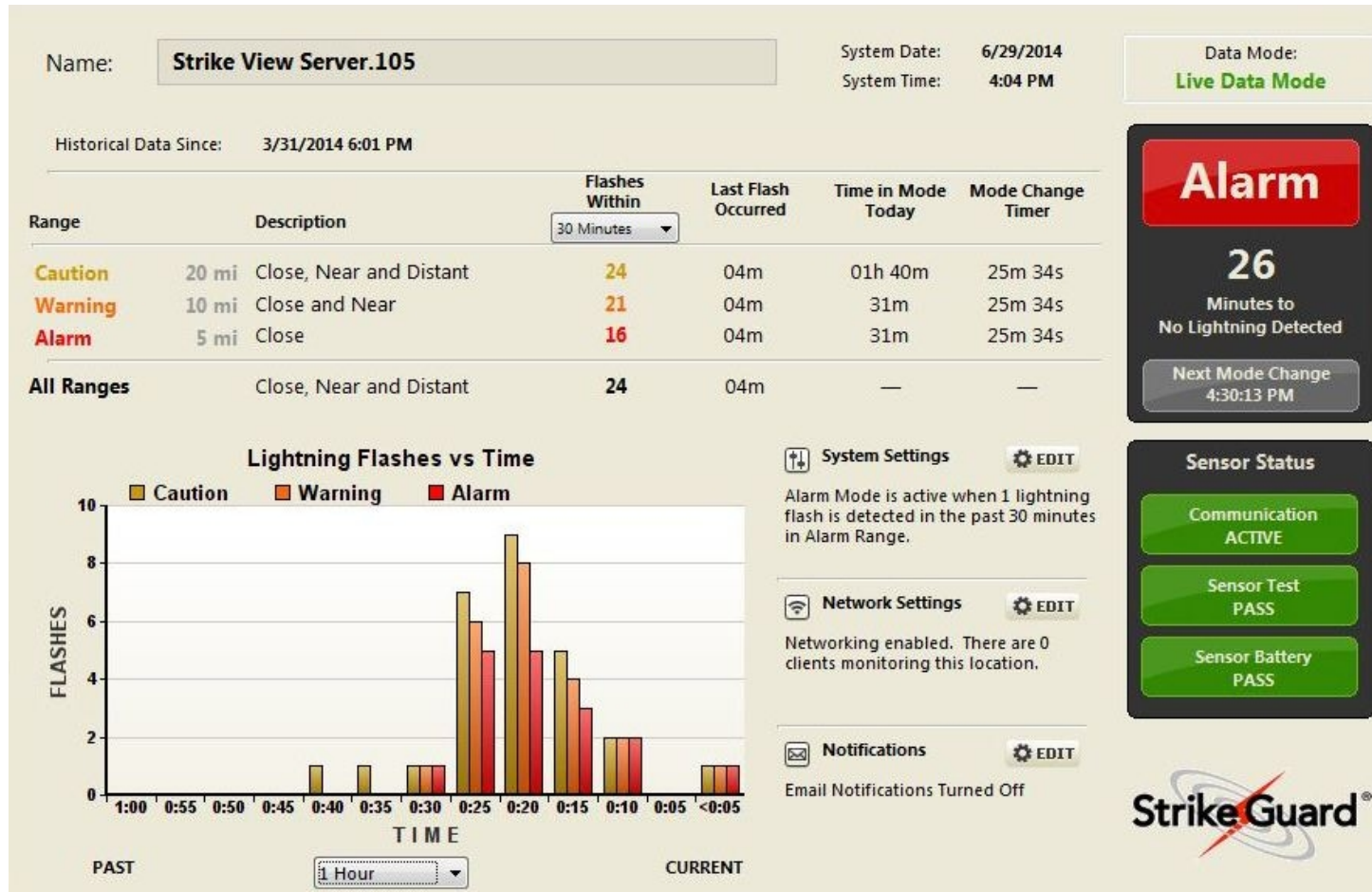
Note: Avg. Wind Speed is the average over the previous 15 minutes.

Real-time Transparency For Customers and Participants



Weather Data – Lightning!

Can we improve on the finger test?



Weather Data – Lightning!

Can we improve on the finger test?

Name: **Strike View Server.105** System Date: 6/29/2014 System Time: 4:04 PM

Historical Data Since: 3/31/2014 6:01 PM

Range	Description	Flashes Within	Last Flash Occurred	Time in Mode Today	Mode Change Time
Caution	20 mi Close, Near and Distant	24	04m	01h 00m	2m 34s
Warning	10 mi Close and Near	21	04m	31m 00m	25m 34s
Alarm	5 mi Close	16	04m	1m 00m	25m 34s
All Ranges	Close, Near and Distant	24	04m	—	—

Alarm
26 Minutes to No Lightning Detected
Next Mode Change 4:30:13 PM

Sensor Status
Communication ACTIVE
Sensor Test PASS
Sensor Battery PASS

Lightning Flashes vs Time

The bar chart displays the number of lightning flashes detected in various time intervals. The Y-axis represents the number of flashes (0 to 10), and the X-axis represents time intervals from 1:00 PAST to <0:05 CURRENT. The legend indicates three categories: Caution (yellow), Warning (orange), and Alarm (red). The highest number of flashes is observed in the 0:20-0:25 interval, with approximately 9 Caution, 8 Warning, and 5 Alarm flashes.

System Settings EDIT
Alarm Mode is active when 1 lightning flash is detected in the past 30 minutes in Alarm Range.

Network Settings EDIT
Networking enabled. There are 0 clients monitoring this location.

Notifications EDIT
Email Notifications Turned Off

Strike Guard

Turf Data – The Going Stick

“...measures the penetration (the amount of force required to push the tip into the ground) and the shear (the energy needed to pull back to an angle of 45 degrees from the ground). These two measures taken in combination represent a scientifically based proxy for the firmness of the ground and level of traction experienced by a horse during a race.”

“Under the British Horseracing Authority rules of racing all UK turf racecourses are now required to issue GoingStick readings.”

www.turftrax.co.uk



Turf Data – The Going Stick


- 3 readings (5ft, 10ft, 15ft) at each 1/16th taken at noon on raceday
- Average of readings correlates with track rating
- Variation in readings indicates track variability



Combined Database opportunities

- Weather – wind, precipitation, temperature, heat/chill index, solar radiation, evapotranspiration...
- Track maintenance logs
- Irrigation logs
- Going Stick readings
- EID (includes all training and racing injuries and vet list observations)
- Past performance and workout data

Tremendous implications for future understanding of track conditions, injury conditions and value-add opportunities for the wagering customer.



WOODBINE
